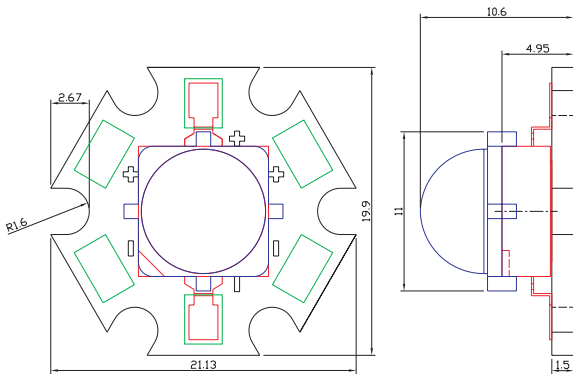


Device Selection Guide

Part Number	Dominant Wavelength λ_D (nm) @ $I_F = 350$ mA			Total Luminous Flux Φ_V (lm) @ $I_F = 350$ mA		Forward Voltage V_F @ $I_F = 350$ mA		Viewing Angle $2\theta_{1/2}$	Epoxy Color
	Min.	Typ.	Max.	Min.	Typ.	Typ.	Max.	Typ.	
EOM-SARSH0-00	610	623	635	15	25	2.5	3.0	40	Tinted
EOM-SAYSH0-00	585	590	598	15	25	2.5	3.0	40	
EOM-SAFSH0-00	515	525	530	15	25	3.3	3.8	40	
EOM-SABSH0-00	465	470	475	3.5	6	3.3	3.8	40	

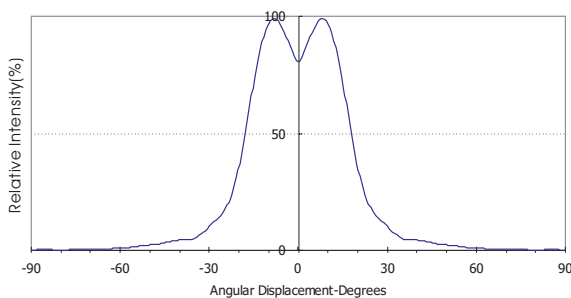
- Notes: [1] Tolerance of total luminous flux measurement is $\pm 15\%$.
 [2] The test condition of the above specifications is under $I_F=350$ mA, and the LED junction temperature is maintained at 25°C .
 [3] The viewing angle is for reference only.
 [4] A proper **heat sink** is required to attach this LED module.
 [5] Luminous Intensity I_v (mcd)/ Total flux Φ_V (lm)@350mA is typically equal to 1500.
 It means that Intensity of Super Top LED which emits 25lm is roughly equal to 37.5cd.

Package Dimensions



- Notes:
- The anode/cathode lead of the component is denoted by marks on the top surface of the metal PCB.
 - All dimensions are in millimeters.
 - All dimensions without tolerances are for reference only.

Beam Pattern



- Notes:
- [1] The light Beam Pattern represents the radiation distribution of Super Top LED with EOK-LBHF01 focus lens.

Head Quarter

5F, No. 1, Creation Road II, Hsinchu Science Park,
Hsin-Chu, Taiwan, R.O.C.
Tel : 886-3-5679000 Fax : 886-3-5679999
http://www.eoi.com.tw Service : Service@eoi.com.tw

US Office

1400 W. Lambert Road, Suite #B,
Brea, CA 92821, U.S.A
Tel : 562-694-1246 Fax : 562-691-3087
Service : Sales@eoius.com



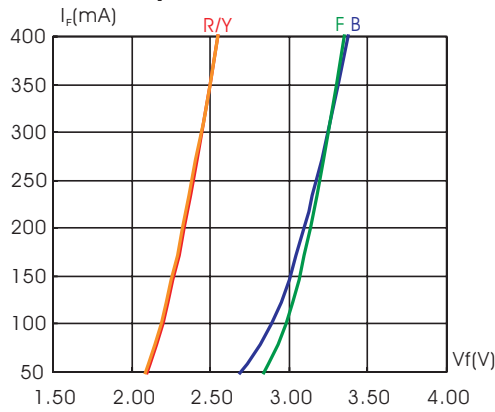


Fig.1 Forward Current vs. Forward Voltage

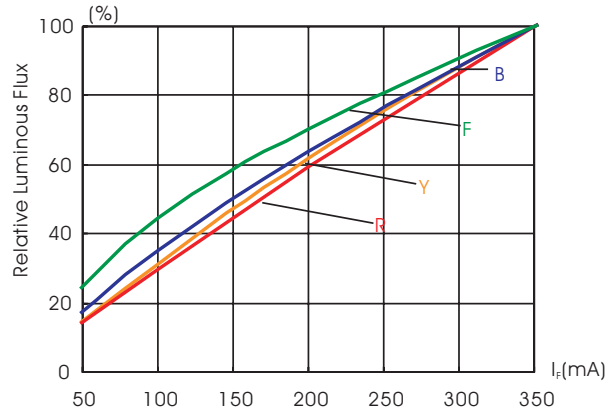


Fig.2 Luminous Flux vs. Forward Current

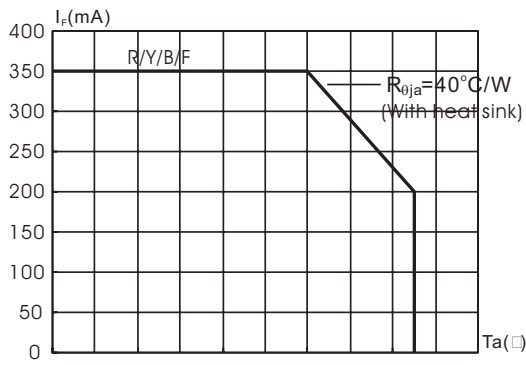


Fig.3 Allowable Forward Current vs. Ambient Temperature

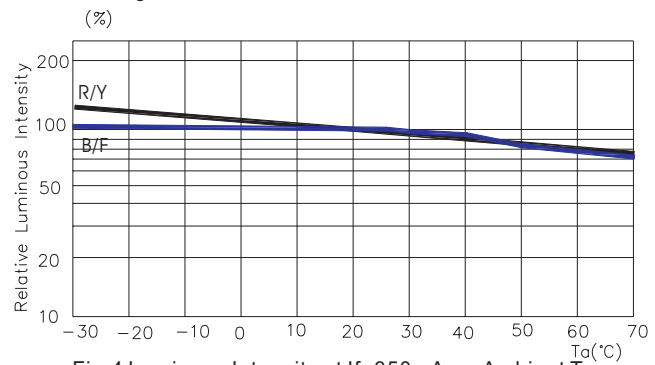


Fig.4 Luminous Intensity at If=350mA vs. Ambient Temperature

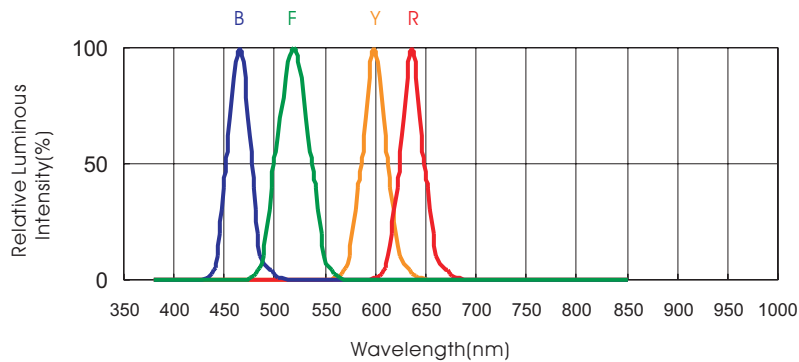


Fig.5 Relative Luminous Intensity vs. Wavelength

Absolute Maximum Ratings at $T_A = 25^\circ\text{C}$

Parameter	Value	USER---APPROVED
DC Forward Current[1]	350mA	
Peak Pulsed Forward Current[1] (Duty Ratio = 1/10,Pulse Width = 10ms)	500mA	
Reverse Voltage ($I_r=10\mu\text{A}$)	>5V	
LED Junction Temperature	120°C	
Storage Temperature	-40°C to +100°C	

Notes: [1] The maximum forward current can be applied only at the condition that the LED Junction temperature is below the maximum. A proper **heat sink** is required to attach LED if the forward driving current is above 150mA.

[2] Please Contact our sales persons for further requirements of **heat sink** and thermal management.

Head Quarter

5F, No. 1, Creation Road II, Hsinchu Science Park,
Hsin-Chu, Taiwan, R.O.C.
Tel : 886-3-5679000 Fax : 886-3-5679999
http://www.eoi.com.tw Service : Service@eoi.com.tw

US Office

1400 W. Lambert Road, Suite #B,
Brea, CA 92821, U.S.A
Tel : 562-694-1246 Fax : 562-691-3087
Service : Sales@eoi.com

