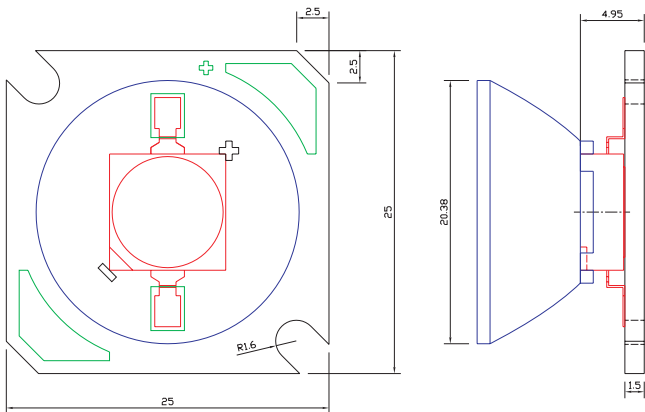


## Device Selection Guide

Part Number	Dominant Wavelength $\lambda_D$ (nm) @ $I_F = 350$ mA			Total Luminous Flux $\Phi_V$ (lm) @ $I_F = 350$ mA		Forward Voltage $V_F$ @ $I_F = 350$ mA		Viewing Angle $2\theta_{1/2}$	Epoxy Color
	Min.	Typ.	Max.	Min.	Typ.	Typ.	Max.	Typ.	
EOM-SARFC0-00	610	623	635	15	25	2.5	3.0	15	Tinted
EOM-SAYFC0-00	585	590	598	15	25	2.5	3.0	15	
EOM-SAFFC0-00	515	525	530	15	25	3.3	3.8	15	
EOM-SABFC0-00	465	470	475	3.5	6	3.3	3.8	15	

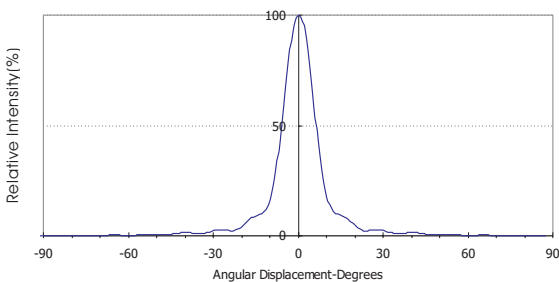
- Notes: [1] Tolerance of total luminous flux measurement is  $\pm 15\%$ .  
 [2] The test condition of the above specifications is under  $I_F=350$ mA, and the LED junction temperature is maintained at  $25^\circ\text{C}$ .  
 [3] The viewing angle is for reference only.  
 [4] A proper **heat sink** is required to attach this LED module.  
 [5] Luminous Intensity  $I_v$ (mcd)/ Total flux  $\Phi_V$ (lm)@350mA is typically equal to 4500.  
 It means that Intensity of Super Top LED which emits 25lm is roughly equal to 112.5cd.

## Package Dimensions



- Notes:
- The anode/cathode lead of the component is denoted by marks on the top surface of the metal PCB.
  - All dimensions are in millimeters.
  - All dimensions without tolerances are for reference only.

## Beam Pattern



- Notes:
- [1] The light Beam Pattern represents the radiation distribution of Super Top LED with EOK-LACF02 focus lens.

### Head Quarter

5F, No. 1, Creation Road II, Hsinchu Science Park,  
 Hsin-Chu, Taiwan, R.O.C.  
 Tel : 886-3-5679000 Fax : 886-3-5679999  
 http://www.eoi.com.tw Service : Service@eoi.com.tw

### US Office

1400 W. Lambert Road, Suite #B,  
 Brea, CA 92821, U.S.A  
 Tel : 562-694-1246 Fax : 562-691-3087  
 Service : Sales@eoius.com



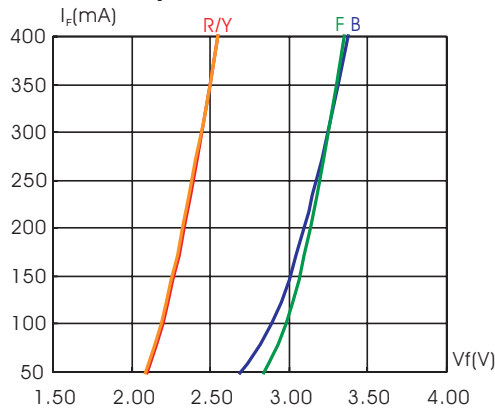


Fig.1 Forward Current vs. Forward Voltage

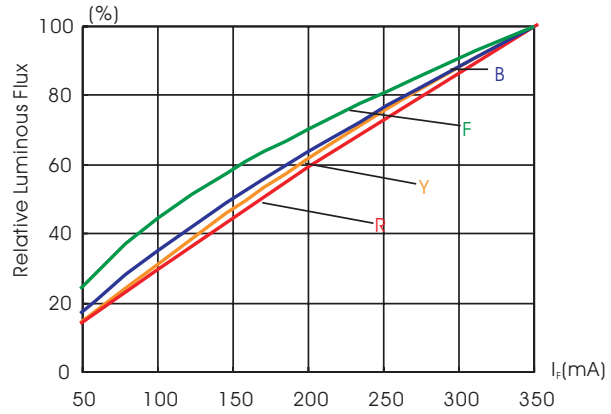


Fig.2 Luminous Flux vs. Forward Current

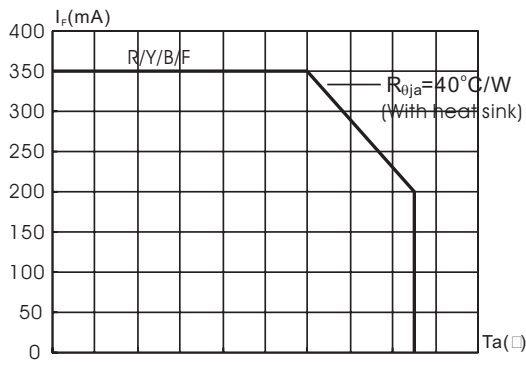


Fig.3 Allowable Forward Current vs. Ambient Temperature

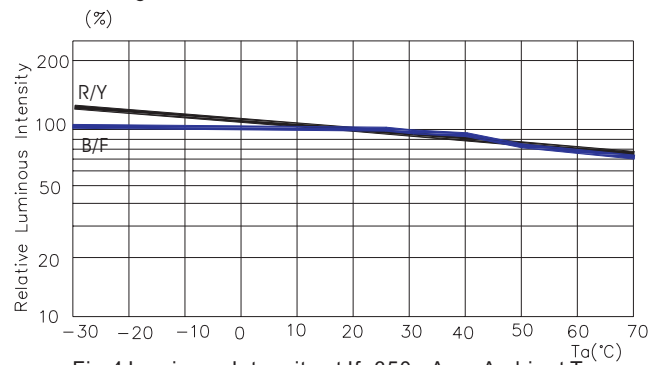


Fig.4 Luminous Intensity at If=350mA vs. Ambient Temperature

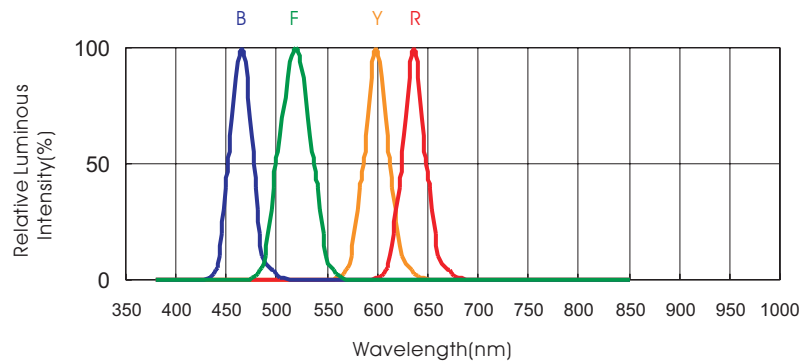


Fig.5 Relative Luminous Intensity vs. Wavelength

### Absolute Maximum Ratings at $T_A = 25^\circ\text{C}$

Parameter	Value	USER---APPROVED
DC Forward Current[1]	350mA	
Peak Pulsed Forward Current[1] (Duty Ratio = 1/10,Pulse Width = 10ms)	500mA	
Reverse Voltage ( $I_r=10\mu\text{A}$ )	>5V	
LED Junction Temperature	120°C	
Storage Temperature	-40°C to +100°C	

Notes: [1] The maximum forward current can be applied only at the condition that the LED Junction temperature is below the maximum. A proper **heat sink** is required to attach LED if the forward driving current is above 150mA.

[2] Please Contact our sales persons for further requirements of **heat sink** and thermal management.

#### Head Quarter

5F, No. 1, Creation Road II, Hsinchu Science Park,  
Hsin-Chu, Taiwan, R.O.C.  
Tel : 886-3-5679000 Fax : 886-3-5679999  
http://www.eoi.com.tw Service : Service@eoi.com.tw

#### US Office

1400 W. Lambert Road, Suite #B,  
Brea, CA 92821, U.S.A  
Tel : 562-694-1246 Fax : 562-691-3087  
Service : Sales@eoi.com

