
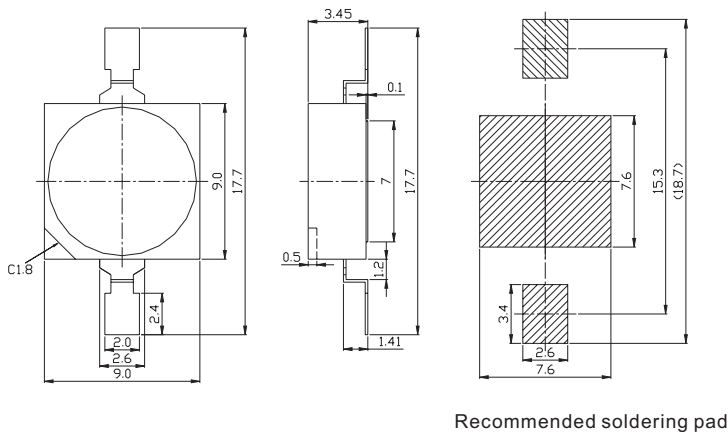


Device Selection Guide

Part Number	Dominant Wavelength λ_D (nm) @ $I_F = 350$ mA			Total Luminous Flux Φ_V (lm) @ $I_F = 350$ mA		Forward Voltage V_F @ $I_F = 350$ mA		Viewing Angle $2\theta_{1/2}$	Epoxy Color
	Min.	Typ.	Max.	Min.	Typ.	Typ.	Max.	Typ.	
EOH-SAREB0	610	623	635	15	25	2.5	3.0	110	Tinted
EOH-SAYEB0	585	590	598	15	25	2.5	3.0	110	
EOH-SAFEB0	515	525	530	15	25	3.3	3.8	110	
EOH-SABEB0	465	470	475	3.5	6	3.3	3.8	110	

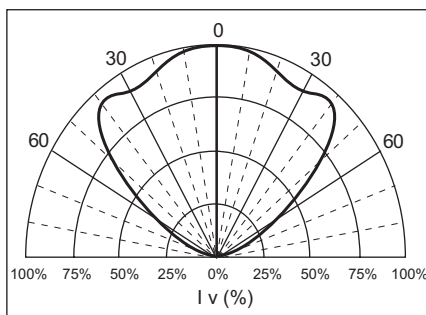
- Notes: [1] Tolerance of total luminous flux measurement is $\pm 15\%$.
 [2] The test condition of the above specifications is under $I_F=350$ mA, and the LED junction temperature is maintained at 25°C .
 [3] The viewing angle is for reference only.
 [4] A proper **heat sink** is required to attach LED.

Package Dimensions

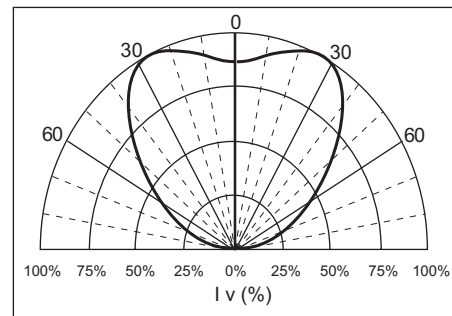


- Notes:
- The cathode lead of the component is denoted by a chamfer shape on the top surface of plastic housing.
 - All dimensions are in millimeters.
 - All dimensions without tolerances are for reference only.

Beam Pattern



Red (R) / Yellow (Y)



Blue (B) / Green (F)

Head Quarter

8F, No.10, Li-Hsin Road, Science-Based Industrial Park,
Hsinchu, Taiwan, R.O.C
Tel : 886-3-5679000 Fax : 886-3-5679999
http://www.eoi.com.tw Service : Service@eoi.com.tw

US Office

1400 W. Lambert Road, Suite #B,
Brea, CA 92821, U.S.A
Tel : 562-694-1246 Fax : 562-691-3087
Service : Sales@eoius.com



Electrical / Optical Characteristics

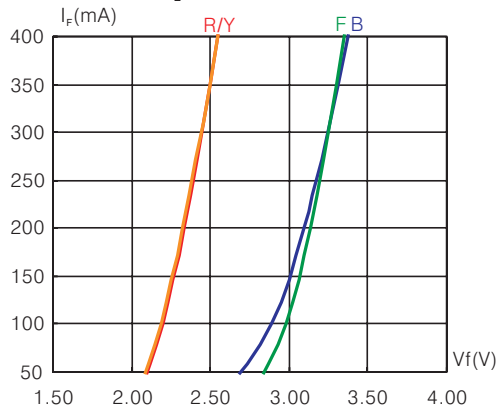


Fig.1 Forward Current vs. Forward Voltage

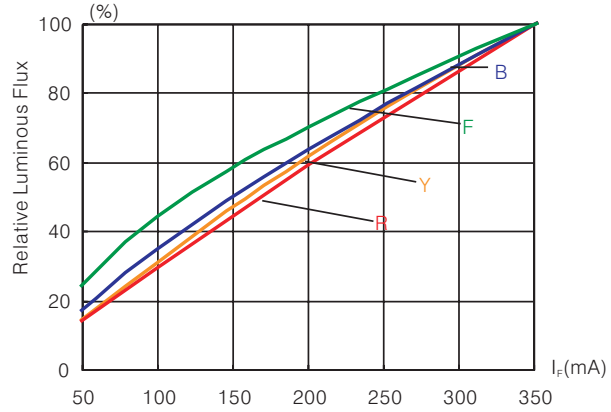


Fig.2 Luminous Flux vs. Forward Current

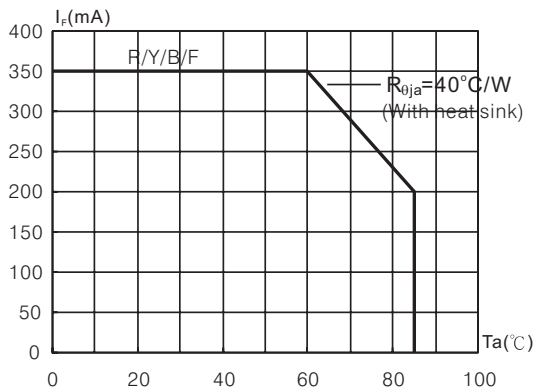


Fig.3 Allowable Forward Current vs. Ambient Temperature

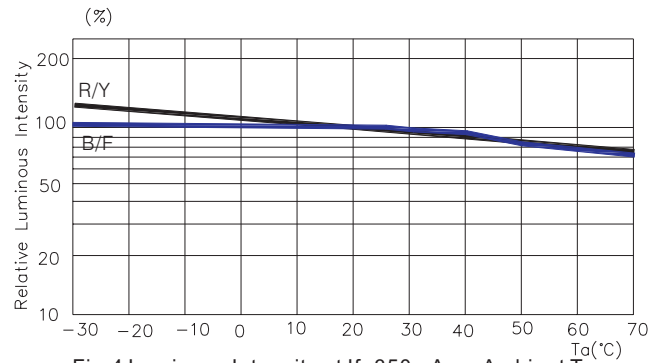


Fig.4 Luminous Intensity at If=350mA vs. Ambient Temperature

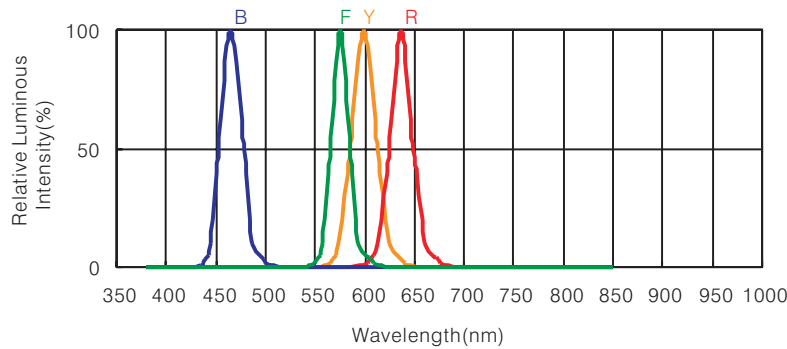


Fig.5 Relative Luminous Intensity vs. Wavelength

Absolute Maximum Ratings at $T_A = 25^\circ\text{C}$

Parameter	Value	USER---APPROVED
DC Forward Current[1]	350mA	
Peak Pulsed Forward Current[1] (Duty Ratio = 1/10, Pulse Width = 10ms)	500mA	
Reverse Voltage ($I_r=10\mu\text{A}$)	>5V	
LED Junction Temperature	120°C	
Storage Temperature	-40°C to +100°C	

Notes: [1] The maximum forward current can be applied only at the condition that the LED Junction temperature is below the maximum. A proper **heat sink** is required to attach LED if the forward driving current is above 150mA.

[2] Please Contact our sales persons for further requirements of **heat sink** and thermal management.

Head Quarter

8F, No.10, Li-Hsin Road, Science-Based Industrial Park,
Hsinchu, Taiwan, R.O.C
Tel : 886-3-5679000 Fax : 886-3-5679999
http://www.eoi.com.tw Service : Service@eoi.com.tw

US Office

1400 W. Lambert Road, Suite #B,
Brea, CA 92821, U.S.A
Tel : 562-694-1246 Fax : 562-691-3087
Service : Sales@eoius.com

